

Exit Lamp *Series*

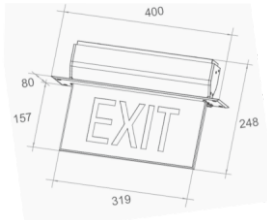
IP 20



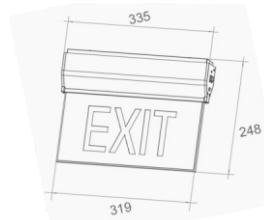
Wall



Inbow



Outbow



Product Specification

Die Cast Aluminium End Cap

Aluminium Extruded Housing

Mild Steel Mounting Base

Acrylic Diffuser Panel With Sign

Double Sided View (Inbow, Outbow)

Battery : Ni-Cd AA 4.8V 900mAh

Emergency Duration Min. 3 Hours

Recharge Period 14 - 16 Hours

Exit Lamp *SAKA Series*

IP 20



SK-EL-SSW 02



SK-EL-DSH 02



SK-EL-DSH 01

Product Specification

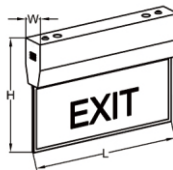
Lamp : TLD 10 W

Housing : Mild Steel

Cover : High Quality Acrylic

Finishing : Powder Coating

Louver : Polycarbonate



SK - EL - DSH 02

Type	W	L	H
SK - EL - DSH 01	60	396	282
SK - EL - DSH 02	60	396	282



SK - EL - SSW 02

Type	W	W1	L	L1	H	H1
SK - EL - SSW 02	145	122	405	380	59.6	49