



**Size S**

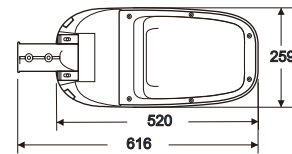
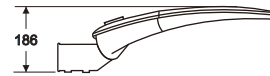


**Size M**

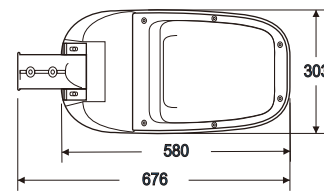
## Product Specification

- Type : GLSTF-35
- Module LED : GLOBAL LM G1 C 2X6 , GLOBAL LM G1 C 2X8
- Driver : Inventronics , Moso , Meanwell
- Voltage : 220 - 240 V
- Life Time : 50.000 hours
- SPD : 10 kV
- Housing : Die-Cast Aluminium  
With Tempered Glass
- Ingress Protection : IP 65

## Dimension (mm)



**Size S**



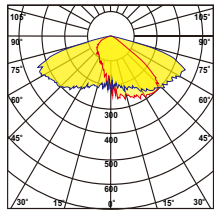
**Size M**

## Accessories

- Lens : - Ledil Vimin 2x2 T2 / T3  
for modul Saka LM G1 C 2x8 / 2x6

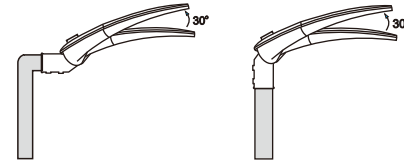
## Light Distribution Curve

Vimin T2 / T3 2x2



Ledil

## Beam Angle



## Equipment

Modul	Watt		lm		lm/W		CCT
	Size	M4	M4	M4	M4		
GLOBAL LM G1 C 2 X 6		70	10.010	143	3.000 / 4.000 / 5.000 K		
		80	11.280	141	3.000 / 4.000 / 5.000 K		
		90	12.420	138	3.000 / 4.000 / 5.000 K		
		100	13.600	136	3.000 / 4.000 / 5.000 K		
		110	14.740	134	3.000 / 4.000 / 5.000 K		
		120	15.840	132	3.000 / 4.000 / 5.000 K		

Modul	Watt		lm		lm/W		CCT
	Size	S2 / M3	S2 / M3	S2 / M3	S2 / M3		
GLOBAL LM G1 C 2 X 8		30	4.320	144	152	3.000 / 4.000 / 5.000 K	
		40	5.640	141	150	3.000 / 4.000 / 5.000 K	
		50	6.850	137	147	3.000 / 4.000 / 5.000 K	
		60	8.100	135	145	3.000 / 4.000 / 5.000 K	
		70	9.170	131	143	3.000 / 4.000 / 5.000 K	
		120	16.920	141	141	3.000 / 4.000 / 5.000 K	